



UNISHARE

CONNECTING THE POWERED LIFE

Connectors Passive Equipment


ES-TECH international is a technology company specialized in providing solutions for communication & Infrastructure.

Delivering proactive and proven solutions and services that help networks around the world, ES-TECH international provides solutions for broadcasting, broadband, network power and cables, especially optical/coaxial cable and comprehensive power solutions.

To keep pace with rapid changing market, ES-TECH international is expanding structured cable system/intelligence building system and network solution field by continuously developing new products through aggressive investment for R&D.

Also developing new items by cooperating with Global Corporation, at the same time developing our own brand to expand overseas market.


ES-TECH international will be always with you with state of the art solution which is your way to happiness.



Introduction of Business

ES-TECH International Solutions

ES-TECH international is a technology company specialized in providing solutions for communication & Infrastructure. Delivering proactive and proven solutions and services that help networks around the world, ES-TECH international provides solutions for broadcasting, broadband, network power and cables, especially optical/coaxial cable and comprehensive power solutions.



Fiber Optics

- Distribution Cable
- Breakout Cable
- Simplex and Duplex
- Drop Cable
- Multi Loose Tube Cable
- Adss Cable
- Ribbon Cable




Broadcasting

- AV Cabling Solution
- SMPTE Camera Solution
- AV Patching Solution



Networking

- IBDN cabling solution
- HFC Network solution
- Network Consulting



Cables

- Coax Cable
- UTP Cable
- Coaxial Connector




Power Supply

- Square Wave UPS/PS
- Sine Wave UPS/PS
- Rack UPS
- APD
- STS
- AVR



Broadband

- FTTX Infra Structured
- FTTH Solution
- Device & Equipment



Telco

- DATA Center
- Core Networks
- Mobile Networks
- Microwave Technology



ES - TECH I N T E R N A T I O N A L

ES-TECH INTERNATIONAL, Inc.

Growing together with creative company culture.

Amid the fast pace change in the management business environment, ES-TECH International is embarking on a new journey toward sustainable growth for creation of the customer values.

ES-TECH international is a technology company specialized in providing solutions for communication & Infrastructure.

Delivering proactive and proven solutions and services that help networks around the world, ES-TECH international provides solutions for broadcasting, broadband, network power and cables, especially optical/coaxial cable and comprehensive power solutions.

To keep pace with rapid changing market, ES-TECH international is expanding structured cable system/intelligence building system and network solution field by continuously developing new products through aggressive investment for R&D.

Also developing new items by cooperating with Global Corporation, at the same time developing our own brand to expand overseas market.

ES-TECH international will be always with you with state of the art solution which is your way to happiness.



ESTECH
INTERNATIONAL

Company History

The below is the footprint of ES-TECH international



Company Scene



Cable Factory



Power Supply Factory



R&D Center

2016

Move our corporate headquarters to a new building in Suwon

2015

Merged II-Jin OFC division/Launched ESCABLE brand

2014

Selected the best company to work for by SMBA
(Small and Medium Business Administration)

2013

Selected promising small & medium business by Gyeonggi-Do Provincial Government
Submitted a new design for practical use to KIPO (Korean Intellectual Property Office)
Submitted design patent of 'Hole kit' for communication cable distributor to KIPO
(Korean Intellectual Property Office)

2012

Selected best small & medium business to work for
Selected as 'a venture business' by small & medium business administration.
Awarded design award by Gyeonggi province governor.

2010

Developed STS
Developed ground mount enclosure
Achieved the patent of 'dual power distribution equipment'.
Achieved the patent for rack type server system power distribution equipment

2008

Developed CATV line UPS of SUN & MOON series.
Developed small sized power supply for apartment building.
Obtained 'annex research institute certification' by KOITA
Obtained 'Innobiz certification' by small & medium business administration.

2007

Obtained 'small & medium size business certification' by administration
Obtained ISO 9001:2000 certifications

2005

Converted to corporation (ES-TECH international Inc.)
Developed APT (Auto Power Distributor)

2004

Developed CATV line UPS

2002

ES TECH NOLOGY was founded



Fiber Optics



Power



Broadcasting



Broadband



Networking



Telco



Cable

High Quality Total
Communication Solutions

E S - T E C H I N T E R N A T I O N A L



UNISHARE CONNECTORS

CONTENTS

01	Index
04	Unishare Connectors
	– mini RG59 Series Connectors
	– RG59 Series Connectors
	– RG6 Series Connectors
	– RG11 Series Connectors
	– 500 Series Trunk Connectors

E S - T E C H C O A X I A L C O N N E C T O R S

UNCN-M059AS-MX

MINI RG59 COAXIAL CONNECTOR

MCX-TYPE CONNECTOR

FEATURES

75ohm mini Series 59 Universal Design, Nickel-Tin Plating
Standard & Quad-shield Connector
(0.163" ~ 0.202" Cable Preparation using)
Industry Standard Preparation Tools



UNCN-M059AS-MX

Ordering Info

Part no	Post Inner dia	Body Inner dia	Inner pack	Outer pack
UNCN-M059AS-MX	2.55mm	4.32mm	50pcs	1,000pcs
UNCN-M059AQ-MX	2.55mm	5.31mm	50pcs	1,000pcs

Electrical Specifications

Nominal Impedance	75Ω(nominal)
DC Contact Resistance	<15mΩ(outer conductor) <75mΩ(inner conductor)
Return Loss	>25dB @5~1000MHz,
Insertion Loss	<0.2dB(to 1GHz)
Insulation Resistance	>5,000MΩ/km at 100VDC
RFI Shielding Effectiveness	<95dB to 300MHz <70dB to 1GHz
Dielectric Withstand	without breakdown(20℃) 1000VAC RMS for 1min

Mechanical Specifications

Axial Pull Force	0.9~2.1kgf
Insertion Force	>6.44kgf
Vibration	>25dB @5~1000MHz, 2feet (60cm Cable with connector)

Environmental Specifications

Temperature Cycling with Humidity	-40℃~+85℃, 95%, 7Days
Moisture Migration	no penetrant present or evident
Salt Spray	14Days Return Loss >25dB to 1GHz
UV Degradation	1000 Hours Exposure

UNCN-M059AS-CP

MINI RG59 COAXIAL CONNECTOR
F-TYPE COMPRESSION CONNECTOR

FEATURES

75ohm mini Series 59 Universal Design, Nickel-Tin Plating
Standard & Quad-shield Connector
(0.163" ~ 0.202" Cable Preparation using)
Industry Standard Preparation Tools



UNCN-M059AS-CP

Ordering Info

Part no	Post Inner dia	Body Inner dia	Inner pack	Outer pack
UNCN-M059AS-CP	2.55mm	4.32mm	50pcs	1,000pcs
UNCN-M059AQ-CP	2.55mm	5.31mm	50pcs	1,000pcs

Electrical Specifications

Nominal Impedance	75Ω(nominal)
DC Contact Resistance	<10mΩ(outer conductor) <10mΩ(inner conductor)
Return Loss	>26dB @5~1000MHz,
Insertion Loss	<0.2dB(to 1GHz)
Insulation Resistance	>5,000MΩ/km at 100VDC
RFI Shielding Effectiveness	<95dB to 300MHz <70dB to 1GHz
Dielectric Withstand	without breakdown(20℃) 1000VAC RMS for 1min

Mechanical Specifications

Axial Pull Force	13.6kgf
Insertion Force	-
Vibration	>26dB @5~1000MHz, 2feet (60cm Cable with connector)

Environmental Specifications

Temperature Cycling with Humidity	-40℃~+70℃, 95%, 7Days
Moisture Migration	no penetrant present or evident
Salt Spray	14Days Return Loss >26dB to 1GHz
UV Degradation	1000 Hours Exposure

UNCN-M059BS-CP

MINI RG59 COAXIAL CONNECTOR
F-TYPE COMPRESSION CONNECTOR

FEATURES

75ohm mini Series 59 Universal Design, Nickel-Tin Plating
Standard & Quad-shield Connector
(0.163" ~ 0.202" Cable Preparation using)
Industry Standard Preparation Tools



UNCN-M059BS-CP

Ordering Info

Part no	Post Inner dia	Body Inner dia	Inner pack	Outer pack
UNCN-M059BS-CP	2.55mm	4.32mm	50pcs	1,000pcs
UNCN-M059BQ-CP	2.55mm	5.31mm	50pcs	1,000pcs

Electrical Specifications

Nominal Impedance	75Ω(nominal)
DC Contact Resistance	<10mΩ(outer conductor) <10mΩ(inner conductor)
Return Loss	>26dB @5~1000MHz,
Insertion Loss	<0.2dB(to 1GHz)
Insulation Resistance	>5,000MΩ/km at 100VDC
RFI Shielding Effectiveness	<95dB to 300MHz <70dB to 1GHz
Dielectric Withstand	without breakdown(20℃) 1000VAC RMS for 1min

Mechanical Specifications

Axial Pull Force	13.6kgf
Insertion Force	-
Vibration	>26dB @5~1000MHz, 2feet (60cm Cable with connector)

Environmental Specifications

Temperature Cycling with Humidity	-40℃~+70℃, 95%, 7Days
Moisture Migration	no penetrant present or evident
Salt Spray	14Days Return Loss >26dB to 1GHz
UV Degradation	1000 Hours Exposure

UNCN-M059CS-CP

MINI RG59 COAXIAL CONNECTOR
F-TYPE COMPRESSION CONNECTOR

FEATURES

75ohm mini Series 59 Universal Design, Nickel-Tin Plating
Standard & Quad-shield Connector
(0.163" ~ 0.202" Cable Preparation using)
Industry Standard Preparation Tools



UNCN-M059CS-CP

Ordering Info

Part no	Post Inner dia	Sleeve Inner dia	Sleeve color	Inner pack	Outer pack
UNCN-M059CS-CP	2.55mm	4.32mm	White	50pcs	1,000pcs
UNCN-M059CQ-CP	2.55mm	5.31mm	White	50pcs	1,000pcs

Electrical Specifications

Nominal Impedance	75Ω(nominal)
DC Contact Resistance	<10mΩ(outer conductor) <10mΩ(inner conductor)
Return Loss	>26dB @5~1000MHz,
Insertion Loss	<0.2dB(to 1GHz)
Insulation Resistance	>5,000MΩ/km at 100VDC
RFI Shielding Effectiveness	<95dB to 300MHz <70dB to 1GHz
Dielectric Withstand	without breakdown(20℃) 1000VAC RMS for 1min

Mechanical Specifications

Axial Pull Force	13.6kgf
Insertion Force	-
Vibration	>26dB @5~1000MHz, 2feet (60cm Cable with connector)

Environmental Specifications

Temperature Cycling with Humidity	-40℃~+70℃, 95%, 7Days
Moisture Migration	no penetrant present or evident
Salt Spray	14Days Return Loss >26dB to 1GHz
UV Degradation	1000 Hours Exposure

UNCN-059AS-CP

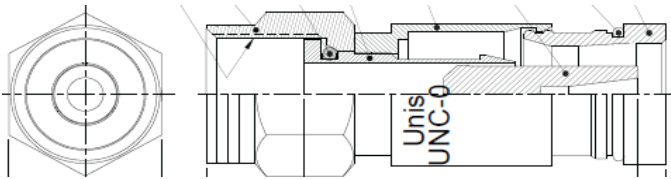
RG59 COAXIAL CONNECTOR
F-TYPE COMPRESSION CONNECTOR

FEATURES

- 7-screw thread prevents maintenance from loose connections
- Pre-positioned cap to align incoming conductor straight.
- Ideal compression force
- Detachable sleeve for non-standard cables
- Installation requires one-step 0.24" ~ 0.265" cable preparation and universal compression tools used for all 59 & 6 series
- Incorporates a NiTin finish plus UV resistant plastic and O-rings to provide a reliable, environmentally sealed product.



UNCN-059AS-CP



Ordering Info

Part no	Post Inner dia	Sleeve Inner dia	Sleeve color	Inner pack	Outer pack
UNCN-059AS-CP	3.99mm	6.30mm	White	50pcs	1,000pcs
UNCN-059AT-CP	3.99mm	6.40mm	White	50pcs	1,000pcs
UNCN-059AQ-CP	3.99mm	6.93mm	White	50pcs	1,000pcs
UNCN-059AQ-CH	3.99mm	6.93mm	White	50pcs	1,000pcs

Electrical Specifications

Impedance	75Ω±3
DC Contact Resistance	<10m (outer conductor)
Return Loss	>30dB @5~1000MHz, 2feet (60cm Cable with connector)
Insertion Loss	<0.1dB(to 350MHz) <0.2dB(to 700MHz) <0.3dB(to 1GHz)
Insulation Resistance	>5,000MΩ/km at 100VDC
RFI Shielding Effectiveness	<70dB to 300MHz
Dielectric Withstand	without breakdown(20℃) 1000VAC RMS for 1min

Mechanical Specifications

Axial Pull Force	>18.14kgf
Insertion Force	>9.02kgf
Vibration	>30dB @5~1000MHz, 2feet (60cm Cable with connector)

Environmental Specifications

Temperature Cycling with Humidity	-40℃~+70℃, 95%, 7Days
Moisture Migration	no penetrant present or evident
Salt Spray	14Days Return Loss >30dB to 1GHz
UV Degradation	1000 Hours Exposure

UNCN-006AS-CP

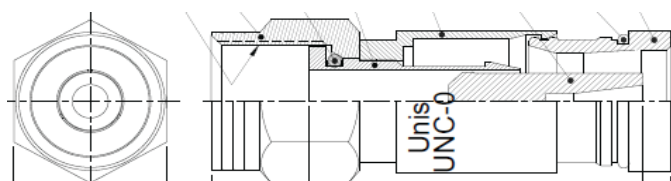
RG6 COAXIAL CONNECTOR
F-TYPE COMPRESSION CONNECTOR



UNCN-006AS-CP

FEATURES

8-screw thread prevents maintenance from loose connections
Pre-positioned cap to align incoming conductor straight.
Ideal compression force
Installation requires one-step 0.273" ~ 0.297" cable preparation and universal compression tools used for all 59 & 6 series
Incorporates a NiTin finish plus UV resistant plastic and O-rings to provide a reliable, environmentally sealed product.



Ordering Info

Part no	Post Inner dia	Sleeve Inner dia	Sleeve color	Inner pack	Outer pack
UNCN-006AS-CP	4.91mm	7.13mm	Blue	50pcs	1,000pcs
UNCN-006AT-CP	4.91mm	7.26mm	Blue	50pcs	1,000pcs
UNCN-006AQ-CP	4.91mm	7.74mm	Blue	50pcs	1,000pcs

Electrical Specifications

Impedance	75Ω±3
DC Contact Resistance	<10mΩ (outer conductor)
Return Loss	>30dB @5~1000MHz, 2feet (60cm Cable with connector)
Insertion Loss	<0.18dB(to 1GHz)
Insulation Resistance	>5,000MΩ/km at 100VDC
RFI Shielding Effectiveness	<95dB to 300MHz <70dB to 1GHz
Dielectric Withstand	without breakdown(20℃) 1000VAC RMS for 1min

Mechanical Specifications

Axial Pull Force	>18.14kgf
Insertion Force	>9.02kgf
Vibration	>30dB @5~1000MHz, 2feet (60cm Cable with connector)

Environmental Specifications

Temperature Cycling with Humidity	-40℃ ~ +70℃, 95%, 7Days
Moisture Migration	no penetrant present or evident
Salt Spray	14Days Return Loss >30dB to 1GHz
UV Degradation	1000 Hours Exposure

UNCN-006BS-CP

RG6 COAXIAL CONNECTOR
F-TYPE COMPRESSION CONNECTOR

FEATURES

One-piece compression design, eliminates lost or mismatched components.

Provides 360-degrees contact to the cable and excellent RF shielding integrity, complete seal to the cable jacket to lock out moisture. Moisture-proof through durability design and implementation of UV ozone-resistant EPDM o-rings



UNCN-006BS-CP

Ordering Info

Part no	Post Inner dia	Sleeve Inner dia	Sleeve color	Inner pack	Outer pack
UNCN-006BS-CP	4.91mm	7.13mm	Black	50pcs	1,000pcs
UNCN-006BT-CP	4.91mm	7.26mm	Black	50pcs	1,000pcs
UNCN-006BQ-CP	4.91mm	7.74mm	Black	50pcs	1,000pcs

Electrical Specifications

Impedance	75Ω±3
DC Contact Resistance	<10mΩ (outer conductor)
Return Loss	>30dB @5~1000MHz, 2feet (60cm Cable with connector)
Insertion Loss	<0.18dB(to 1GHz)
Insulation Resistance	>5,000MΩ/km at 100VDC
RFI Shielding Effectiveness	<95dB to 300MHz <70dB to 1GHz
Dielectric Withstand	without breakdown(20℃) 1000VAC RMS for 1min

Mechanical Specifications

Axial Pull Force	>18.14kgf
Insertion Force	>9.02kgf
Vibration	>30dB @5~1000MHz, 2feet (60cm Cable with connector)

Environmental Specifications

Temperature Cycling with Humidity	-40℃ ~ +70℃, 95%, 7Days
Moisture Migration	no penetrant present or evident
Salt Spray	14Days Return Loss >30dB to 1GHz
UV Degradation	1000 Hours Exposure

UNCN-006CS-CP

RG6 COAXIAL CONNECTOR
F-TYPE COMPRESSION CONNECTOR

FEATURES

One-piece compression design, eliminates lost or mismatched components.
Provides 360-degrees contact to the cable, providing excellent RF shielding integrity, complete seal to the cable jacket to lock out moisture. Moisture-proof through durability design and implementation of UV ozone-resistant EPDM o-rings



UNCN-006CS-CP

Ordering Info

Part no	Post Inner dia	Sleeve Inner dia	Sleeve color	Inner pack	Outer pack
UNCN-006CS-CP	4.91mm	7.13mm	Green	50pcs	1,000pcs
UNCN-006CT-CP	4.91mm	7.26mm	Green	50pcs	1,000pcs
UNCN-006CQ-CP	4.91mm	7.74mm	Green	50pcs	1,000pcs

Electrical Specifications

Impedance	75Ω±3
DC Contact Resistance	<10mΩ (outer conductor)
Return Loss	>30dB @5~1000MHz, 2feet (60cm Cable with connector)
Insertion Loss	<0.18dB(to 1GHz)
Insulation Resistance	>5,000MΩ/km at 100VDC
RFI Shielding Effectiveness	<95dB to 300MHz <70dB to 1GHz
Dielectric Withstand	without breakdown(20℃) 1000VAC RMS for 1min

Mechanical Specifications

Axial Pull Force	>18.14kgf
Insertion Force	>9.02kgf
Vibration	>30dB @5~1000MHz, 2feet (60cm Cable with connector)

Environmental Specifications

Temperature Cycling with Humidity	-40℃ ~ +70℃, 95%, 7Days
Moisture Migration	no penetrant present or evident
Salt Spray	14Days Return Loss >30dB to 1GHz
UV Degradation	1000 Hours Exposure

UNCN-006DS-CP

RG6 COAXIAL CONNECTOR
F-TYPE COMPRESSION CONNECTOR

FEATURES

A thermoplastic polymer collar designed to meet SCTE performance requirements. Use the same proven 360 ° compression design and installation procedures. Quad-seal system prevents moisture migration. Installation requires one-step 0.275"~0.297" cable preparation and recommended compression tool used for all 59 & 6 series. To simplify installation and reduce assembly time, the pre-positioned sleeve can be detached from the connector body



UNCN-006DS-CP

Ordering Info

Part no	Post Inner dia	Sleeve Inner dia	Sleeve color	Inner pack	Outer pack
UNCN-006DS-CP	4.91mm	7.13mm	Blue	50pcs	1,000pcs
UNCN-006DT-CP	4.91mm	7.26mm	Blue	50pcs	1,000pcs
UNCN-006DQ-CP	4.91mm	7.74mm	Blue	50pcs	1,000pcs

Electrical Specifications

Impedance	75Ω±3
DC Contact Resistance	<10mΩ (outer conductor)
Return Loss	>30dB @5~1000MHz, 2feet (60cm Cable with connector)
Insertion Loss	<0.18dB(to 1GHz)
Insulation Resistance	>5,000MΩ/km at 100VDC
RFI Shielding Effectiveness	<95dB to 300MHz <70dB to 1GHz
Dielectric Withstand	without breakdown(20℃) 1000VAC RMS for 1min

Mechanical Specifications

Axial Pull Force	>18.14kgf
Insertion Force	>9.02kgf
Vibration	>30dB @5~1000MHz, 2feet (60cm Cable with connector)

Environmental Specifications

Temperature Cycling with Humidity	-40℃ ~ +70℃, 95%, 7Days
Moisture Migration	no penetrant present or evident
Salt Spray	14Days Return Loss >30dB to 1GHz
UV Degradation	1000 Hours Exposure

UNCN-011AS-CP

RG11 COAXIAL CONNECTOR
F-TYPE COMPRESSION CONNECTOR

FEATURES

8-screw thread prevents maintenance from loose connections
Pre-positioned cap to align incoming conductor straight.
Ideal compression force
Installation requires one-step 0.400"~0.407" cable preparation and universal compression tools used for all 11 series
Incorporates a NiTin finish plus UV resistant plastic and O-rings to provide a reliable, environmentally sealed product.



UNCN-011AS-CP

Ordering Info

Part no	Post Inner dia	Sleeve Inner dia	Sleeve color	Inner pack	Outer pack
UNCN-011AS-CP	7.47mm	10.41mm	Black	50pcs	1,000pcs
UNCN-011BS-CP	7.47mm	10.41mm	Black	50pcs	1,000pcs
UNCN-011AS-IN	7.47mm	10.59mm	Black	50pcs	1,000pcs
UNCN-011AS-TP	7.47mm	10.59mm		30pcs	120pcs

Electrical Specifications

Impedance	75Ω±3
DC Contact Resistance	<10mΩ (outer conductor) <5mΩ (inner conductor)
Return Loss	>30dB @5~1000MHz, 2feet (60cm Cable with connector)
Insertion Loss	<0.18dB (to 1GHz)
Insulation Resistance	>1,000MΩ/km at 100VDC
RFI Shielding Effectiveness	<95dB to 300MHz <70dB to 1GHz
Dielectric Withstand	without breakdown(20℃) 1000VAC RMS for 1min

Mechanical Specifications

Axial Pull Force	>61.3kgf
Insertion Force	>9.02kgf
Vibration	>30dB @5~1000MHz, 2feet (60cm Cable with connector)

Environmental Specifications

Temperature Cycling with Humidity	-40℃ ~ +70℃, 95%, 7Days
Moisture Migration	no penetrant present or evident
Salt Spray	14Days Return Loss >30dB to 1GHz
UV Degradation	1000 Hours Exposure

UNCN-011BS-CP

RG11 COAXIAL CONNECTOR
F-TYPE COMPRESSION CONNECTOR

FEATURES

One-piece compression design, eliminates lost or mismatched components.
Provides 360-degrees contact to the cable and excellent RF shielding integrity, complete seal to the cable jacket to lock out moisture.
Moisture-proof through durability design and implementation of UV ozone-resistant EPDM o-rings



UNCN-011BS-CP

Ordering Info

Part no	Post Inner dia	Sleeve Inner dia	Sleeve color	Inner pack	Outer pack
UNCN-011AS-CP	7.47mm	10.41mm	Black	50pcs	1,000pcs
UNCN-011BS-CP	7.47mm	10.41mm	Black	50pcs	1,000pcs
UNCN-011AS-IN	7.47mm	10.59mm	Black	50pcs	1,000pcs
UNCN-011AS-TP	7.47mm	10.59mm		30pcs	120pcs

Electrical Specifications

Impedance	75Ω±3
DC Contact Resistance	<10mΩ (outer conductor) <5mΩ (inner conductor)
Return Loss	>25dB @5~1000MHz, 2feet (60cm Cable with connector)
Insertion Loss	<0.18dB (to 1GHz)
Insulation Resistance	>1,000MΩ/km at 100VDC
RFI Shielding Effectiveness	<95dB to 300MHz <70dB to 1GHz
Dielectric Withstand	without breakdown(20℃) 1000VAC RMS for 1min

Mechanical Specifications

Axial Pull Force	>61.3kgf
Insertion Force	>9.02kgf
Vibration	>25dB @5~1000MHz, 2feet (60cm Cable with connector)

Environmental Specifications

Temperature Cycling with Humidity	-40℃ ~ +70℃, 95%, 7Days
Moisture Migration	no penetrant present or evident
Salt Spray	14Days Return Loss >25dB to 1GHz
UV Degradation	1000 Hours Exposure

UNCN-011AS-IN

RG11 COAXIAL CONNECTOR
F-TYPE CONNECTOR

FEATURES

8-screw thread prevents maintenance from loose connections
Pre-positioned cap to align incoming conductor straight.
Ideal compression force
Installation requires one-step 0.400"~0.407" cable preparation and universal compression tools used for all 11 series
Incorporates a NiTin finish plus UV resistant plastic and O-rings to provide a reliable, environmentally sealed product.



UNCN-320AS-IN

Ordering Info

Part no	Center Cond.	Cable OD.	Inner pack	Outer pack
UNCN-011AS-CP	1.64mm	10.41mm	50pcs	1,000pcs
UNCN-011BS-CP	1.64mm	10.41mm	50pcs	1,000pcs
UNCN-011AS-IN	1.64mm	10.59mm	50pcs	1,000pcs
UNCN-011AS-TP	1.64mm	10.59mm	30pcs	120pcs

Electrical Specifications

Impedance	75Ω±3
DC Contact Resistance	<10mΩ (outer conductor) <5mΩ (inner conductor)
Return Loss	>30dB @5~1000MHz, 2feet (60cm Cable with connector)
Insertion Loss	<0.2dB (to 1GHz)
Insulation Resistance	>5,000MΩ/km at 100VDC
RFI Shielding Effectiveness	<95dB to 300MHz <70dB to 1GHz
Dielectric Withstand	without breakdown(20℃) 1000VAC RMS for 1min

Mechanical Specifications

Axial Pull Force	>61.3kgf
Insertion Force	>9.02kgf
Vibration	>30dB @5~1000MHz, 2feet (60cm Cable with connector)

Environmental Specifications

Temperature Cycling with Humidity	-40℃ ~ +70℃, 95%, 7Days
Moisture Migration	no penetrant present or evident
Salt Spray	14Days Return Loss >30dB to 1GHz
UV Degradation	1000 Hours Exposure

UNCN-011AS-TP

RG11 COAXIAL CONNECTOR
F-TYPE COMPRESSION CONNECTOR

FEATURES

- 8-screw thread prevents maintenance from loose connections
- Pre-positioned cap to align incoming conductor straight.
- Ideal compression force
- Installation requires one-step 0.400"~0.407" cable preparation and universal compression tools used for all 11 series
- Incorporates a NiTin finish plus UV resistant plastic and O-rings to provide a reliable, environmentally sealed product.



UNCN-011AS-TP

Ordering Info

Part no	Center Cond.	Cable OD.	Inner pack	Outer pack
UNCN-011AS-CP	1.64mm	10.41mm	50pcs	1,000pcs
UNCN-011BS-CP	1.64mm	10.41mm	50pcs	1,000pcs
UNCN-011AS-IN	1.64mm	10.41mm	50pcs	1,000pcs
UNCN-011AS-TP	1.64mm	10.41mm	30pcs	120pcs

Electrical Specifications

Impedance	75Ω±3
DC Contact Resistance	<10mΩ (outer conductor) <5mΩ (inner conductor)
Return Loss	>25dB @5~1000MHz, 2feet (60cm Cable with connector)
Insertion Loss	<0.2dB (to 1GHz)
Insulation Resistance	>5,000MΩ/km at 100VDC
RFI Shielding Effectiveness	<95dB to 300MHz <70dB to 1GHz
Dielectric Withstand	without breakdown(20℃) 1000VAC RMS for 1min

Mechanical Specifications

Axial Pull Force	>61.3kgf
Insertion Force	>9.02kgf
Vibration	>25dB @5~1000MHz, 2feet (60cm Cable with connector)

Environmental Specifications

Temperature Cycling with Humidity	-40℃ ~ +70℃, 95%, 7Days
Moisture Migration	no penetrant present or evident
Salt Spray	14Days Return Loss >25dB to 1GHz
UV Degradation	1000 Hours Exposure

UNCN-500AS-TP

500 SERIES COAXIAL CONNECTOR
THREE PIN TYPE CONNECTOR

FEATURES

5/8 – 24 3 piece pin type entry connector with auto seize technology for enhanced cable seizure. 0.072" pin and center conductor cutting guide are standard. Common hex size per connector with tapered back nut for consistent heat shrink application. Re-enterable and reusable; three piece design allows visual inspection of connector and cable during attachment.



UNCN-500AS-TP

Ordering Info

Part no.	Center Cond.	Cable OD.	Inner pack	Outer pack
UNCN-500AS-TP	2.85mm	12.75mm	20pcs	80pcs
UNCN-500AS-SP	2.85mm	12.75mm	20pcs	80pcs
UNCN-500AS-EE	2.85mm	-	20pcs	80pcs
UNCN-500AS-TM	2.85mm	12.75mm	60pcs	240pcs

Electrical Specifications

Impedance	75Ω±3
DC Contact Resistance	<10mΩ (outer conductor) <5mΩ (inner conductor)
Return Loss	>30dB @5~1000MHz, 2feet (60cm Cable with connector)
Insertion Loss	<0.18dB (to 1GHz)
Insulation Resistance	>1,000MΩ/km at 100VDC
RFI Shielding Effectiveness	<103dB up to 500MHz
Dielectric Withstand	without breakdown(20℃) 1000VAC RMS for 1min

Mechanical Specifications

Axial Pull Force	>227kgf
Insertion Force	-
Vibration	>30dB @5~1000MHz, 2feet (60cm Cable with connector)

Environmental Specifications

Temperature Cycling with Humidity	-40℃ ~ +70℃, 95%, 7Days
Moisture Migration	no penetrant present or evident
Salt Spray	14Days min Return Loss >30dB to 1GHz
UV Degradation	1000 Hours Exposure

UNCN-500AS-SP

500 SERIES COAXIAL CONNECTOR SPLICE TYPE CONNECTOR

FEATURES

Connectors to join two identical cables together. Auto seize technology incorporated in both connector ends assures best possible connection.

Three piece design allows visual inspection of connector and cable during installation.

Common hex size per connector with tapered back nut for consistent heat shrink application. Connectors are re-enterable and reusable with integrated center conductor cutting guide.



UNCN-500AS-SP

Ordering Info

Part no.	Center Cond.	Cable OD.	Inner pack	Outer pack
UNCN-500AS-TP	2.85mm	12.75mm	20pcs	80pcs
UNCN-500AS-SP	2.85mm	12.75mm	20pcs	80pcs
UNCN-500AS-EE	2.85mm	-	20pcs	80pcs
UNCN-500AS-TM	2.85mm	12.75mm	60pcs	240pcs

Electrical Specifications

Impedance	75Ω±3
DC Contact Resistance	<10mΩ (outer conductor) <5mΩ (inner conductor)
Return Loss	>30dB @5~1000MHz, 2feet (60cm Cable with connector)
Insertion Loss	<0.22dB (to 1GHz)
Insulation Resistance	>1,000MΩ/km at 100VDC
RFI Shielding Effectiveness	<103dB up to 500MHz
Dielectric Withstand	without breakdown(20℃) 1000VAC RMS for 1min

Mechanical Specifications

Axial Pull Force	-
Insertion Force	-
Vibration	>30dB @5~1000MHz, 2feet (60cm Cable with connector)

Environmental Specifications

Temperature Cycling with Humidity	-40℃ ~ +70℃, 95%, 7Days
Moisture Migration	no penetrant present or evident
Salt Spray	14Days Return Loss >30dB to 1GHz
UV Degradation	1000 Hours Exposure

UNCN-500AS-EE

500 SERIES COAXIAL CONNECTOR
ENTRY TO ENTRY ADAPTOR TYPE CONNECTOR

FEATURES

Cable networks today are constantly being challenged by the requirements of IP Telephony and High Speed Data, precision adapter product line exceeds these requirements through innovative design and exhaustive testing providing superior, transparent performance in any application. Housing to housing adaptors eliminate the need for jumpers and allow cascading of equipment.



UNCN-500AS-EE

Ordering Info

Part no.	Center Cond.	Cable OD.	Inner pack	Outer pack
UNCN-500AS-TP	2.85mm	12.75mm	20pcs	80pcs
UNCN-500AS-SP	2.85mm	12.75mm	20pcs	80pcs
UNCN-500AS-EE	2.85mm	-	20pcs	80pcs
UNCN-500AS-TM	2.85mm	12.75mm	60pcs	240pcs

Electrical Specifications

Impedance	75Ω±3
DC Contact Resistance	<10mΩ (outer conductor) <5mΩ (inner conductor)
Return Loss	>30dB @5~1000MHz, 2feet (60cm Cable with connector)
Insertion Loss	<0.14dB (to 1GHz)
Insulation Resistance	>1,000MΩ/km at 100VDC
RFI Shielding Effectiveness	<101dB up to 500MHz
Dielectric Withstand	without breakdown(20℃) 1000VAC RMS for 1min

Mechanical Specifications

Axial Pull Force	-
Insertion Force	-
Vibration	>30dB @5~1000MHz, 2feet (60cm Cable with connector)

Environmental Specifications

Temperature Cycling with Humidity	-40℃~ +70℃, 95%, 7Days
Moisture Migration	no penetrant present or evident
Salt Spray	14Days min Return Loss >30dB to 1GHz
UV Degradation	1000 Hours Exposure

UNCN-500AS-TM

500 SERIES COAXIAL CONNECTOR
TERMINATOR TYPE CONNECTOR

FEATURES

Designed for present and future two-way broadband RF networks using 60 volt, 90 volt, or greater power supplies
Exceptional return loss performance throughout the RF spectrum from 5 MHz to 1 GHz

Corrosion resistant tin-plated brass body construction
Reliable soldered connections for the prevention of intermodulation conditions



UNCN-500AS-TM

Ordering Info

Part no.	Center Cond.	Cable OD.	Inner pack	Outer pack
UNCN-500AS-TP	2.85mm	12.75mm	20pcs	80pcs
UNCN-500AS-SP	2.85mm	12.75mm	20pcs	80pcs
UNCN-500AS-EE	2.85mm	-	20pcs	80pcs
UNCN-500AS-TM	2.85mm	12.75mm	60pcs	240pcs

Electrical Specifications


Impedance	75Ω±3
Return Loss	>30dB @5~1000MHz, 2feet (60cm Cable with connector)
RFI Shielding Effectiveness	<103dB (to 500MHz)

Environmental Specifications

Temperature Cycling with Humidity	-28℃ ~ +70℃, 95%, 7Days
Moisture Migration	no penetrant present or evident
Salt Spray	14Days Return Loss >30dB to 1GHz
UV Degradation	1000 Hours Exposure

High Quality Total
Communication Solutions

E S - T E C H I N T E R N A T I O N A L



UNISHARE Passive Equipment

CONTENTS

22	Passive Equipment Index
23	CATV Indoor <ul style="list-style-type: none">– Distributor / Directional Coupler– TV Well outlet– Indoor Amplifier
27	CATV Outdoor <ul style="list-style-type: none">– Distributor / Tap-off– Line Directional Coupler– Power Inserter
31	SMATV Indoor <ul style="list-style-type: none">– Distributor / Directional Coupler– TV Well outlet

E S - T E C H P A S S I V E E Q U I P M E N T

Distributor

UNSC-C102, UNSC-C103, UNSC-C104, UNSC-C105
UNSC-C106, UNSC-C108, UNSC-C112, UNSC-C116

Features

- Utmost stable frequency at 5~1,000MHz
- Balanced splitting of RF signal without a change of impedance
- Superior electromagnetic wave shield and durability with Al-Diecasting



Dimension

Model Number	Size
UNSC-C102, UNSC-C103	53.6mm(W) X 37.5mm(D) X 18mm(H)
UNSC-C104, UNSC-C105	76mm(W) X 37.5mm(D) X 18mm(H)
UNSC-C106, UNSC-C108	120.4mm(W) X 37.5mm(D) X 18mm(H)
UNSC-C112	178mm(W) X 46.5mm(D) X 29mm(H)
UNSC-C116	226mm(W) X 46.5mm(D) X 29mm(H)

Performance

Model Number	Item (Unit)	The no. of outputs (Q'ty)	Frequency (MHz)	Insertion loss (dB)	Return loss (dB)	Mutual isolation (dB)	Impedance (Ω)	
UNSC-C102	2 WAY		2	5~1,000	≤ 4.6	≥ 15	≥ 20	75
UNSC-C103B	3 WAY	Balance	3	5~1,000	≤ 7.8	≥ 15	≥ 20	75
UNSC-C103U		Unbalance	3	5~1,000	≤ 4.6	≥ 15	≥ 20	75
				5~1,000	≤ 8.2	≥ 15	≥ 20	75
UNSC-C104	4 WAY		4	5~1,000	≤ 8.2	≥ 15	≥ 20	75
UNSC-C105	5 WAY		5	5~1,000	≤ 11	≥ 15	≥ 20	75
UNSC-C106	6 WAY		6	5~1,000	≤ 11	≥ 15	≥ 20	75
UNSC-C108	8 WAY		8	5~1,000	≤ 13	≥ 15	≥ 20	75
UNSC-C112	12 WAY		12	5~1,000	≤ 16	≥ 15	≥ 20	75
UNSC-C116	16 WAY		16	5~1,000	≤ 17	≥ 15	≥ 20	75

Directional Coupler

UNSC-C201, UNSC-C202, UNSC-C204, UNSC-C208

Features

- Utmost stable frequency at 5~1,000MHz
- Balanced splitting of RF signal without a change of impedance
- Controllable 3dB-step tap loss from 8 ~ 35dB
- Superior electromagnetic wave shield and durability with Al-Diecasting



Dimension

Model Number	Size
UNSC-C201, UNSC-C202	53.6mm(W) X 37.5mm(D) X 18mm(H)
UNSC-C204	76mm(W) X 37.5mm(D) X 18mm(H)
UNSC-C208	120.4mm(W) X 37.5mm(D) X 18mm(H)

Performance

Model Number	Item (Unit)	Tap loss (dB)	Frequency (MHz)	Insertion loss (dB)	Reverse isolation (dB)	Return loss (dB)	Tap loss tolerabce(dB)	Mutual isolation (dB)	Impedance (Ω)
UNSC-C201	1 Way	8	5~1,000	≤3.2	≥22	≥15	±1.5	≥20	75
		11	5~1,000	≤2.3	≥24	≥15	±1.5	≥20	75
		14	5~1,000	≤1.7	≥27	≥15	±1.5	≥20	75
		17	5~1,000	≤1.5	≥28	≥15	±1.5	≥20	75
		20	5~1,000	≥1.3	≥31	≥15	±1.5	≥20	75
UNSC-C202	2 Way	8	5~1,000	≤4.6	≥22	≥15	±1.5	≥20	75
		11	5~1,000	≤3.0	≥24	≥15	±1.5	≥20	75
		14	5~1,000	≤2.0	≥26	≥15	±1.5	≥20	75
		17	5~1,000	≤1.6	≥28	≥15	±1.5	≥20	75
		20	5~1,000	≤1.3	≥31	≥15	±1.5	≥20	75
UNSC-C204	4 Way	11	5~1,000	≤4.6	≥22	≥15	±1.5	≥20	75
		14	5~1,000	≤3.0	≥25	≥15	±1.5	≥20	75
		17	5~1,000	≤2.0	≥27	≥15	±1.5	≥20	75
		20	5~1,000	≤1.6	≥30	≥15	±1.5	≥20	75
UNSC-C208	8 Way	14	5~1,000	≤4.8	≥23	≥15	±1.5	≥20	75
		17	5~1,000	≤3.0	≥26	≥15	±1.5	≥20	75
		20	5~1,000	≤2.0	≥27	≥15	±1.5	≥20	75

TV Wall Outlet

UNSC-C301, UNSC-C302, UNSC-C303R

Features

- Utmost stable frequency at 5~1,000MHz
- Splitting of RF signal without a change of impedance
- Controllable 3dB-step tap loss from 8 ~ 35dB
- Easy installation and removal



Performance

Item		Unit	Standard								
Frequency		MHz	5~1,000								
Tap loss			8	11	14	17	20	23	26	29	32
Insertion	1IN-2OUT	dB	≤3.2	≤2.3	≤1.7	≤1.5	≤1.3	≤1.2	≤1.2	≤1.2	≤1.2
	1IN-3OUT	dB	≤4.6	≤3	≤2	≤1.6	≤1.3	≤1.3	≤1.3	≤1.2	≤1.2
Reverse isolation (Out-Tap)	1IN-2OUT	dB	≥23	≥25	≥29	≥30	≥33	≥35	≥38	≥40	≥42
	1IN-3OUT	dB	≥22	≥23	≥27	≥30	≥33	≥33	≥35	≥38	≥41
Mutual isolation	1IN-2OUT	dB	-	-	-	-	-	-	-	-	-
	1IN-3OUT	dB	≥20	≥20	≥20	≥20	≥20	≥20	≥20	≥20	≥20
Return loss	1IN-2OUT	dB	≥15	≥15	≥15	≥15	≥15	≥15	≥15	≥15	≥15
	1IN-3OUT	dB	≥15	≥15	≥15	≥15	≥15	≥15	≥15	≥15	≥15
Tap loss tolerance	1IN-2OUT	dB	≤±1.5	≤±1.5	≤±1.5	≤±1.5	≤±1.5	≤±1.5	≤±1.5	≤±1.5	≤±1.5
	1IN-3OUT	dB	≤±1.5	≤±1.5	≤±1.5	≤±1.5	≤±1.5	≤±1.5	≤±1.5	≤±1.5	≤±1.5
Frequency response	1IN-2OUT	dB	≤±0.75	≤±0.75	≤±0.75	≤±0.75	≤±0.75	≤±0.75	≤±0.75	≤±0.75	≤±0.75
	1IN-3OUT	dB	≤±0.75	≤±0.75	≤±0.75	≤±0.75	≤±0.75	≤±0.75	≤±0.75	≤±0.75	≤±0.75

Termination Type

Item	Unit	Standard								
Frequency	MHz	5~1,000								
Insertion	dB	1	3	5	8	11	14	17	20	23
Return loss	dB	≥15	≥15	≥15	≥15	≥15	≥15	≥15	≥15	≥15
Tap loss tolerance	dB	≤±1.5	≤±1.5	≤±1.5	≤±1.5	≤±1.5	≤±1.5	≤±1.5	≤±1.5	≤±1.5
Frequency response	dB	≤±0.75	≤±0.75	≤±0.75	≤±0.75	≤±0.75	≤±0.75	≤±0.75	≤±0.75	≤±0.75

Indoor Amplifier

UNSC-CA1030

Features

- High amplifying at 45~48dBmV with Hybrid IC generating a curved downstream signal
- Optimizing upstream signal with Plug-in ATT
- Configuration for easy maintenance
- Power consumption : <20W



Performance

Item	Unit	Forward	Reverse	Remark
Frequency Range	MHz	54 ~ 1,000	5.75 ~ 41.75	
Rated output Level	dBmV	≥45	≥38	
Deviation	dB	±1.0	±0.75	
Maximum Gain	dB	≥30	≥20	
Gain Control Range	dB	0 ~ -18	0 ~ -18	
Slope Control Range	dB	0 ~ -15	0 ~ -15	
CTB	dB	≤-55		Note 1)
CSO	dB	≤-55	≤-63	Note 1)
XM	dB	≤-55	≤-63	Note 1)
Noise Figure	dB	≤10	≤10	
Hum Modulation	dB	≤-63	≤-63	Note 1)
Return Loss	dB	≤14	≤15	
Power Rating	W	18		
Power	VAC	220		
Operating Temperature	℃	-10 ~ 50		

Note.

- Measured under condition of rated gain and power level.
Noise factor measured at the highest gain
- Upstream NTCS 6 channels and downstream NTSC 116 channels(TILT 0dB)

Outdoor Splitter

UNSH-C102, UNSH-C103B, UNSH-C103U

Features

- Utmost stable frequency at 5~1,000MHz
- Superior electromagnetic wave shield and waterproof with Al-Diecasting
- Designed for high quality CATV systems
- Powerpassing upto 15A



Dimension

Model Number	Size
UNSH-C102, UNSH-C103B, UNSH-C103U	133mm(W) X 113mm(D) X 77mm(H)

Performance

Item		Unit	Standard			
Frequency		MHz	5~1,000			
The no. of outputs		pcs	2	3		
				Balance	Unbalance	
Insertion loss	5~42Mhz	dB	≤4	≤6.5	≤4	≤7.5
	54~1,000Mhz	dB	≥5.2	≥7.5	≥5.2	≥8.5
Mutual isolation		dB	≥20	≥20	≥20	≥20
Return loss		dB	≥16	≥16	≥16	≥16
Frequency response		dB	≤±0.85	≤±0.85	≤±0.85	≤±0.85
Hum modulation		dB	≥64	≥64	≥64	≥64
Power passing		A	≥15	≥15	≥15	≥15

Tap-off

UNSH-C204, UNSH-C208

Features

- Utmost stable frequency at 5~1,000MHz
- Superior electromagnetic wave shield and waterproof with Al-Diecasting
- Designed for high quality CATV systems
- Powerpassing upto 15A and bypassing available
- Tap loss range: 8~35dB(3dB Step)



Dimension

Model Number	Size
UNSH-C204, UNSH-C208	135mm(W) X 116mm(D) X 77mm(H)

Performance

4 WAY (UNSH-C204)

Item	Unit	Standard								
Frequency	MHz	5~1,000								
Tap loss	dB	8	11	14	17	20	23	26	29	32
Tap loss tolerabce	dB	$\leq \pm 1.6$	$\leq \pm 1.6$	$\leq \pm 1.6$	$\leq \pm 1.6$	$\leq \pm 1.6$	$\leq \pm 1.6$	$\leq \pm 1.6$	$\leq \pm 1.6$	$\leq \pm 1.6$
Insertion loss	dB	—	≤ 4.9	≤ 3.5	≤ 2.5	≤ 2	≤ 2	≤ 1.8	≤ 1.7	≤ 1.6
Reverse isolation	dB	—	≥ 22	≥ 25	≥ 27	≥ 30	≥ 33	≥ 33	≥ 35	≥ 38
Mutual isolation	dB	≥ 20	≥ 20	≥ 20	≥ 20	≥ 20	≥ 20	≥ 20	≥ 20	≥ 20
Return loss	dB	≥ 16	≥ 16	≥ 16	≥ 16	≥ 16	≥ 16	≥ 16	≥ 16	≥ 16
Frequency response	dB	—	± 0.85	± 0.85	± 0.85	± 0.85	± 0.85	± 0.85	± 0.85	± 0.85
Hum modulation	dB	—	≥ 65	≥ 65	≥ 65	≥ 65	≥ 65	≥ 65	≥ 65	≥ 65
Power passing	A	—	≥ 15	≥ 15	≥ 15	≥ 15	≥ 15	≥ 15	≥ 15	≥ 15

8 WAY (UNSH-C208)

Item	Unit	Standard								
Frequency	MHz	5~1,000								
Tap loss	dB	11	14	17	20	23	26	29	32	
Tap loss tolerabce	dB	$\leq \pm 1.6$	$\leq \pm 1.6$	$\leq \pm 1.6$	$\leq \pm 1.6$	$\leq \pm 1.6$	$\leq \pm 1.6$	$\leq \pm 1.6$	$\leq \pm 1.6$	$\leq \pm 1.6$
Insertion loss	dB	—	≤ 4.8	≤ 3.2	≤ 2.2	≤ 1.8	≤ 1.8	≤ 1.5	≤ 1.4	
Reverse isolation	dB	—	≥ 23	≥ 26	≥ 27	≥ 30	≥ 33	≥ 36	≥ 37	
Mutual isolation	dB	≥ 20	≥ 20	≥ 20	≥ 20	≥ 20	≥ 20	≥ 20	≥ 20	
Return loss	dB	≥ 16	≥ 16	≥ 16	≥ 16	≥ 16	≥ 16	≥ 16	≥ 16	
Frequency response	dB	—	$\leq \pm 0.85$	$\leq \pm 0.85$	$\leq \pm 0.85$	$\leq \pm 0.85$	$\leq \pm 0.85$	$\leq \pm 0.85$	$\leq \pm 0.85$	
Hum modulation	dB	—	≥ 65	≥ 65	≥ 65	≥ 65	≥ 65	≥ 65	≥ 65	
Power passing	A	—	≥ 15	≥ 15	≥ 15	≥ 15	≥ 15	≥ 15	≥ 15	
Band rejection(13MHz)	dB	≥ 51	≥ 54	≥ 57	≥ 60	≥ 63	≥ 66	≥ 69	≥ 70	

Line Directional Coupler

UNSH-DC08, UNSH-DC12, UNSH-DC16

Features

- Utmost stable frequency at 5~1,000MHz
- Superior electromagnetic wave shield and waterproof with Al-Diecasting
- Powerpassing upto 15A



Dimension

Model Number	Size
UNSH-DC08, UNSH-DC12, UNSH-DC16	133mm(W) X 113mm(D) X 77mm(H)

Performance

Item		Unit	Standard		
Frequency		MHz	5~1,000		
Tap loss		dB	8	12	16
Insertion loss	5~42Mhz	dB	≤1.7	≤1.1	≤0.9
	54~1,000Mhz	dB	≤2.7	≤2.3	≤2
Reverse isolation(Out-Tap)		dB	≥20	≥20	≥20
Tap loss tolerance		dB	≤±1.6	≤±1.6	≤±1.6
Return loss		dB	≥16	≥16	≥16
Frequency response		dB	≤±0.85	≤±0.85	≤±0.85
Hum modulation		dB	≥64	≥64	≥64
Power passing		A	≥15	≥15	≥15

Power Inserter

UNSH-LP15A

Features

- Utmost stable frequency at 5~1,000MHz
- Superior electromagnetic wave shield and waterproof with Al-Diecasting
- Powerpassing upto 15A



Dimension

Model Number	Size
UNSH-LP15A	133mm(W) X 113mm(D) X 77mm(H)

Performance


Item		Unit	Standard
Frequency		MHz	5~1,000(상향 : 5~42, 하향 : 54~1,000)
Insertion loss	5~42Mhz	dB	≤0.6
	54~1,000Mhz	dB	≤1.2
RF/AC	5~42Mhz	dB	≤-60
	54~1,000Mhz	dB	≤-50
Return loss		dB	≥16
Frequency response		dB	≤±0.5
Hum modulation		dB	≥64
Power passing		A	≥15

Distributor

UNSC-S102, UNSC-S103, UNSC-S104, UNSC-S106
UNSC-S108

Features

Utmost stable frequency at 54~2,150MHz
Balanced splitting of MATV signal without a change of impedance
Superior electromagnetic wave shield and durability with Al-Diecasting



Dimension

Model Number	Size
UNSC-S102, UNSC-S103	53.6mm(W) X 37.5mm(D) X 18mm(H)
UNSC-S104	76mm(W) X 37.5mm(D) X 18mm(H)
UNSC-S106, UNSC-S108	120.4mm(W) X 37.5mm(D) X 18mm(H)

Performance

Item	Unit	Standard									
Frequency	MHz	54 ~ 2,150(MATV:54~806, SMATV:950~2,150)									
The no. of outputs	pcs	2		3		4		6		8	
		MA	SMA	MA	SMA	MA	SMA	MA	SMA	MA	SMA
Insertion loss	dB	≤4.5	≤6	≤7.5	≤9.5	≤8.5	≤11	≤11.5	≤16	≤13	≤18.5
Return loss	dB	≥12	≥12	≥11	≥11	≥10	≥10	≥9	≥9	≥9	≥9
Mutual isolation	dB	≥20	≥17	≥20	≥17	≥20	≥17	≥20	≥17	≥20	≥17
Frequency response	dB	≤±1.5	≤±3.0	≤±1.5	≤±3.0	≤±1.5	≤±3.0	≤±1.5	≤±3.0	≤±1.5	≤±3.0
HUM	dB	≤-65	≤-60	≤-65	≤-60	≤-65	≤-60	≤-65	≤-60	≤-65	≤-60
Power passing	A	≥DC 15V 0.5A(Only for power passing type)									
Impedance	Ω	75									

Directional Coupler

UNSC-S201, UNSC-S202, UNSC-S204, UNSC-S208

Features

- Utmost stable frequency at 54~2,150MHz
- Balanced splitting of MATV signal without a change of impedance
- Controllable 3dB-step tap loss from 8 ~ 20dB
- Powerpassing function at DC15V/0.5A
- Superior electromagnetic wave shield and durability with Al-Diecasting



Dimension

Model Number	Size
UNSC-S201, UNSC-S202	53.6mm(W) X 37.5mm(D) X 18mm(H)
UNSC-S204	76mm(W) X 37.5mm(D) X 18mm(H)
UNSC-S208	120.4mm(W) X 37.5mm(D) X 18mm(H)

Performance


Item		Unit	Standard									
Frequency		MHz	54 ~ 2,150(MATV:54~806, SMATV:950~2,150)									
Tap loss		dB	8		11		14		17		20	
			MA	SMA	MA	SMA	MA	SMA	MA	SMA	MA	SMA
Insertion loss	1	dB	≤2.5	≤4.5	≤2	≤3.5	≤1.5	≤3	≤1.3	≤2.7	≤1	≤2.5
	2	dB	≤5	≤6.5	≤2.7	≤5	≤4.5	≤3.5	≤2	≤3	≤1.5	≤2.7
	4	dB	—	—	—	—	≤2.5	≤7	≤3	≤4	≤2.5	≤3.2
	8	dB	—	—	—	—	≤5.5	≤10.5	≤4.5	≤6	≤3.5	≤5.5
Reverse isolation loss	1	dB	≥21	≥20	≥23	≥22	≥25	≥22	≥27	≥22	≥29	≥25
	2	dB	≥21	≥20	≥23	≥20	≥25	≥20	≥28	≥20	≥30	≥20
	4	dB	—	—	—	—	≥21	≥20	≥22	≥20	≥30	≥22
	8	dB	—	—	—	—	≥22	≥20	≥24	≥20	≥25	≥20
Mutual isolation	1	dB	≥20	≥18	≥20	≥18	≥20	≥18	≥20	≥18	≥20	≥18
	2	dB	≥20	≥18	≥20	≥18	≥20	≥18	≥20	≥18	≥20	≥18
	4	dB	≥20	≥18	≥20	≥18	≥20	≥18	≥20	≥18	≥20	≥18
	8	dB	≥20	≥18	≥20	≥18	≥20	≥18	≥20	≥18	≥20	≥18
Return loss	1	dB	≥10	≥9	≥10	≥9	≥10	≥9	≥10	≥9	≥10	≥9
	2	dB	≥10	≥9	≥10	≥9	≥10	≥9	≥10	≥9	≥10	≥9
	4	dB	≥10	≥9	≥10	≥9	≥10	≥9	≥10	≥9	≥10	≥9
	8	dB	≥10	≥9	≥10	≥9	≥10	≥9	≥10	≥9	≥10	≥9
Tap loss tolerance	1	dB	≤±1.5	≤±2.5	≤±1.5	≤±2.5	≤±1.5	≤±2.5	≤±1.5	≤±2.5	≤±1.5	≤±2.5
	2	dB	≤±1.5	≤±2.5	≤±1.5	≤±2.5	≤±1.5	≤±2.5	≤±1.5	≤±2.5	≤±1.5	≤±2.5
	4	dB	≤±1.5	≤±2.5	≤±1.5	≤±2.5	≤±1.5	≤±2.5	≤±1.5	≤±2.5	≤±1.5	≤±2.5
	8	dB	≤±1.5	≤±2.5	≤±1.5	≤±2.5	≤±1.5	≤±2.5	≤±1.5	≤±2.5	≤±1.5	≤±2.5
Frequency response	1	dB	≤±0.75	≤±2	≤±0.75	≤±2	≤±0.75	≤±2	≤±0.75	≤±2	≤±0.75	≤±2
	2	dB	≤±0.75	≤±2	≤±0.75	≤±2	≤±0.75	≤±2	≤±0.75	≤±2	≤±0.75	≤±2
	4	dB	≤±0.75	≤±2	≤±0.75	≤±2	≤±0.75	≤±2	≤±0.75	≤±2	≤±0.75	≤±2
	8	dB	≤±0.75	≤±2	≤±0.75	≤±2	≤±0.75	≤±2	≤±0.75	≤±2	≤±0.75	V±2

TV Wall outlet

UNSC-S301, UNSC-S302, UNSC-S303R

Features

- Utmost stable frequency at 5~1,000MHz
- Splitting of RF signal without a change of impedance
- Controllable 3dB-step tap loss from 8 ~ 35dB
- Easy installation and removal



Performance

Item		Unit	Standard									
Frequency		MHz	54 ~ 2,150(MATV:54~806, SMATV:950~2,150)									
Tap loss		dB	8		11		14		17		20	
			MA	SMA	MA	SMA	MA	SMA	MA	SMA	MA	SMA
Insertion loss	1IN-2OUT	dB	≤3	≤4.5	≤2.5	≤3.5	≤2	≤3	≤1.4	≤2.7	≤1.2	≤2.5
	1IN-3OUT	dB	≤5	≤6.5	≤3	≤5	≤2.5	≤3.5	≤2	≤3	≤1.4	≤2.7
Reverse isolation (Out-Tap)	1IN-2OUT	dB	≥22	≥20	≥24	≥22	≥26	≥22	≥27	≥22	≥30	≥25
	1IN-3OUT	dB	≥20	≥20	≥22	≥20	≥24	≥20	≥25	≥20	≥27	≥20
Mutual isolation	1IN-2OUT	dB	≥20	≥20	≥20	≥20	≥20	≥20	≥20	≥20	≥20	≥20
	1IN-3OUT	dB	≥20	≥20	≥20	≥20	≥20	≥20	≥20	≥20	≥20	≥20
Return loss	1IN-2OUT	dB	≥10	≥9	≥10	≥9	≥10	≥9	≥10	≥9	≥10	≥9
	1IN-3OUT	dB	≥10	≥9	≥10	≥9	≥10	≥9	≥10	≥9	≥10	≥9
Tap loss tolerance	1IN-2OUT	dB	≤±1.5	≤±2.5	≤±1.5	≤±2.5	≤±1.5	≤±2.5	≤±1.5	≤±2.5	≤±1.5	≤±2.5
	1IN-3OUT	dB	≤±1.5	≤±2.5	≤±1.5	≤±2.5	≤±1.5	≤±2.5	≤±1.5	≤±2.5	≤±1.5	≤±2.5
Frequency response	1IN-2OUT	dB	≤±0.75	≤±1.5	≤±0.75	≤±1.5	≤±0.75	≤±1.5	≤±0.75	≤±1.5	≤±0.75	≤±1.5
	1IN-3OUT	dB	≤±0.75	≤±1.5	≤±0.75	≤±1.5	≤±0.75	≤±1.5	≤±0.75	≤±1.5	≤±0.75	≤±1.5

Termination Type

Item	Unit	Standard							
Frequency	MHz	5~1,000				54~2,150			
Insertion loss	dB	1	2	3	4	1	2	3	4
Return loss	dB	≥13	≥13	≥13	≥13	≥10	≥10	≥10	≥10
Tap loss tolerance	dB	≤±0.75	≤±0.75	≤±0.75	≤±0.75	≤±1.5	≤±1.5	≤±1.5	≤±1.5
Frequency response	dB	≤±0.75	≤±0.75	≤±0.75	≤±0.75	≤±1.5	≤±1.5	≤±1.5	≤±1.5

Company Information

ES-TECH international is specialized in providing broadcasting, communication, electronic solutions.


ES-TECH international specialized in providing communication and infrastructure solutions for better life of humans. ES-TECH international provides a variety of fiber optic solutions and industrial power supply solutions over worldwide wire and wireless communication markets.

To keep pace with rapid changing market, ES-TECH international is expanding structured cable system/intelligence building system and network solution field by continuously developing new products through aggressive investment for R&D.

Developing better products in cooperating with global corporations in order to offer customized solutions for customer satisfaction is our primary.
ES-TECH international will be always with you with state of the art solution which is your way to happiness.



Company Products



Fiber Optics Cable



Coaxial Cable




SUN UPS Series



Rack Mount UPS



PSM Series



Indoor Passive Equipment



Outdoor Passive Equipment



Connectors

UNISHARE

CONNECTING THE POWERED LIFE

OFFICE / PLANT

228-70, Saneop-ro 155beon-gil, Gwonseon-gu, Suwon-si, Gyeonggi-do, Korea
T. +82-70-4571-4700 F. +82-70-4571-4799